

# SELF-CONTAINED COMPACTORS



## RJ-250HT

Self-Contained Compactor  
With Hydraulic Tailgate



### RJ-250HT Features

- ▼ Great for waste with high liquid content
- ▼ CYCON Life-Xtender Cyclic Control System
- ▼ Customizable for individual applications

### The Worldwide Compaction Leader

Marathon® Equipment is known throughout the world as one of the leading manufacturers of quality on-site waste compaction products. The RamJet® brand has been the industry standard for quality and innovation for more than 50 years, and includes stationary and self-contained compactors, compaction containers, apartment and high-rise compactors, pre-crushers, auger-style compactors, transfer systems, and a wide array of options for virtually any application.





[www.MarathonEquipment.com](http://www.MarathonEquipment.com)

## RJ-250HT Compactor

### Overview

#### Perfect for:

-  Malls / Shopping Centers
-  Dairies
-  Restaurants
-  Cafeterias / Fast Food
-  Airline Food Service
-  Supermarkets
-  Food Processors
-  Theme Parks/Resorts
-  Hospitals/Institutions
-  Hotels

### Why Marathon Is the Preferred Choice

Marathon components are selected for longevity and minimum maintenance, with special attention given to the selection of high-duty cycle components. Stress engineering provides the optimum degree of structural integrity. Only the best materials are used and the highest standards of quality are observed in the manufacturing process.

RamJet HT compactors are state-of-the-art in roll-off self-contained compactors, featuring large feed openings and expanded container storage capacity. They are designed to optimize safety for workers, store and transport waste, prevent contamination of public areas in accordance with public health department requirements, improve working conditions for employees, and reduce hauling costs.

The RJ-250HT compactor can be customized with a variety of loading arrangements to suit specific applications. The RJ-250HT is particularly well suited for security chute-fed and dock-fed applications where maneuvering space for the collection vehicle is limited. Unique to the RJ-250HT, the compactor is built into the same door through which the compacted refuse is later emptied, eliminating the need for the additional space necessary for the time-consuming "double turn-around" maneuver required for conventional self-contained models.

The RJ-250HT is perfect for weekly volumes of more than 100-cubic yards of wet or general waste materials.



*Some images shown with optional equipment*

## RJ-250HT Series Compactor

### Features



### RJ-250HT Features

- ▼ Exclusive **41" x 58"** feed opening to handle large, bulky items
- ▼ **Continuous feeding capability** — even while the compactor is operating
- ▼ Easy loading from either ground or dock level
- ▼ Up to 24 tons of crushing force to reduce refuse to a fraction of its former size, **saving valuable space**
- ▼ Cycon Life-Xtender Cyclic Control System
- ▼ Fire hose connection provided on each unit
- ▼ Factory testing to ensure leak-proof construction

### Compactor Fundamentals

Eight simple items to consider when choosing the perfect compactor for your application:

- 1 **Recyclables** — Is there sufficient volume of recyclable materials to warrant more than one compaction system or is recycling mandatory?
- 2 **Size of Waste** — Is the Feed (Clear Top) Opening large enough to accommodate the largest items without bridging?
- 3 **Safety Standards** — Does the installation comply with recommended ANSI standards? Is there an access interlock switch on chute or hopper doors and gates? Is a "momentary contact" control required?
- 4 **Power Source** — Is adequate power available? Three or single phase?
- 5 **Convenience** — Is the compactor located for easiest use? Loading height? Can a hopper, doghouse, (charge box enclosure) or cart dumping system improve convenience? Can value be added (building or employee security) by loading through the wall? Would an Ozone Odor Control System solve odor or pest control problems?
- 6 **Volume of Waste Generated** — Will the compactor be adequate to handle the volume generated during the peak load periods?
- 7 **Location** — Does, or can, the waste flow to one central point?
- 8 **Available Space** — Is there space for the Compaction System and maneuvering room for collection trucks? Is there adequate overhead clearance? Is there compatibility with the collection truck?
- ? **Have Questions?** If you have any questions or need assistance with your compaction needs, please call **1-800-633-8974** and speak to a specialist. We are here to help!

## RJ-250HT Series Compactor

### Features



### Remote Power Pack

Separate from the compactor/container, the Marathon Remote Power Pack remains free of damage caused during hauling to and from disposal sites and free of problems caused by landfill dust. No electrical connections to make or break, two simple-to-use, hydraulic quick disconnects couple the power unit to the packing head. All Marathon Remote Power Packs are built in-house to our quality standards and each unit must pass a series of stringent tests before it can be shipped with the selected compactor.



### Optional Doghouse

The optional doghouse offers a totally enclosed charge box and a lockable heavy-duty door latch for added control and security, as well as an access interlock. The door can be placed on the left, right, or both sides for convenient loading.



### Ram Guide System

The packing ram is supported by specially formulated cast-iron shoes which ride on replaceable wear strips. This exclusive design protects the charge-box floor from the full force of the packing ram, extending its life and dramatically reducing compaction-robbing friction.



### Optional Hopper

Hoppers can be designed to best direct waste into the compactor and reduce hazards. Marathon Side-Feed and Rear-Feed Hoppers meet ANSI and applicable OSHA standards.

The Three-Sided, Side-Feed Hopper is designed for loading material from ground level by hand, forklift, or with a cart dumper system. These can be configured for left- or right-side loading.



### Cycon Life-Xtender Cyclic Control System

#### Standard on all Marathon RJ-250HT Compactors

- ▼ Reliable, solid-state circuitry eliminates all pressure and limit switches
- ▼ The Cycon Life-Xtender no-shock cycle control extends cylinder and hose wear life
- ▼ Automatic “container full assurance system” — the ram dwells against the load at full pressure, resulting in better compaction
- ▼ Smoother running, quieter operation
- ▼ Advanced hydraulic design enables the system to operate at minimum pressure levels until the need for more pressure is automatically sensed
- ▼ More accurate Advanced Warning or Container Full options
- ▼ Superior cold-weather performance



- Self-Contained Compactors
- TC Tanks
- Stationary Compactors
- Auger Compactors
- Containers & Carts
- VIP
- MPT
- Mini-Mac
- VB
- Cart Dumpers

## MARATHON WARRANTY

Marathon® Equipment is pleased to announce the release of our updated Warranty Coverage program. This warranty will take effect and be applicable on all products sold on or after June 1st, 2021. Note that this warranty plan is not retroactive to products sold prior to June 1st, 2021.

### Marathon Compaction Solutions Warranty

#### **3 Yr. Structural, 2 Yr. Parts, 1 Yr. Labor**

Our existing Signature Series Warranty, Compactor Warranty, and Auger Warranties have been combined into a new Compaction Solutions Warranty. The Compaction Solutions Warranty includes **3-years structural warranty, 2-years part warranty, and 1-year labor warranty.**

## Worry-Free, Lowest Life-Cycle Cost

You have great options for equipment acquisition. Choose from a new Marathon® compactor or baler, or get a Marathon Certified Remanufactured product backed by the same best-in-industry warranty of a new Marathon product.

Our multiple extended warranty options, preventive service and maintenance programs, OEM parts, and asset connectivity all combine to optimize the performance of your equipment.

Digital connectivity monitors your assets ensuring predictive and condition-based equipment maintenance. Eliminate the costs associated with unnecessary down time and repairs. Service only when needed and replace only when and what is needed.

## GOT CORES?

### TRADE IN - TRADE UP!

Through our Marathon Certified Remanufactured compactor and baler program, you can now establish a true closed-loop recycling process, which not only includes your commodities, but also your equipment.

The Marathon Certified Remanufacturing program allows you to purchase a factory-certified remanufactured product with the same warranty as a brand new one, providing a solution to optimize recycling commodities AND equipment.

**For more information on the Marathon Cores Program, contact your local dealer.**



# Connected Collections<sup>®</sup>

## 1 BACK-OF-STORE CONNECTED ASSET SOLUTIONS



### 1 Focus on the front of the store, we've got the back.

The ultimate solution for peace of mind, efficiency, and productivity.

### 2 Marathon provides a full suite of value-added needs.

New and Marathon<sup>®</sup> Certified Remanufactured compactors and balers, digital connectivity, and waste stream monitoring to minimize your waste-related expenses and maximize recycling revenue.

Digital connectivity enables asset monitoring, assists with predictive maintenance, and connection to hauler operations. Partnership with Marathon supports your long-term sustainability objectives - and provides documentary evidence of your performance.

### 3 All the information you need at the tips of your fingers.

3rd-Eye provides a complete dashboard view of the waste and recycling programs for your entire enterprise.

## BEST BRAND. UNMATCHED CUSTOMER VALUE. ALL EYES ON YOUR BUSINESS.

### Asset Management

- Availability and predictability of assets
- Preventative Maintenance & Service Agreements
- Extended Warranty options
- OEM Parts
- Marathon Certified Remanufacturing with the same warranty as new

### Waste Metering

- Right product in the right bucket
- Traceability and control of recycling material
- Enterprise tracking for sustainability goals and measurement
- Reduce contamination

### Productivity

- Ensure you have the right equipment
- Pick up when full and not early. Minimize disposal costs
- Remote fullness monitoring & bale weight monitoring
- Maximize recycling revenue

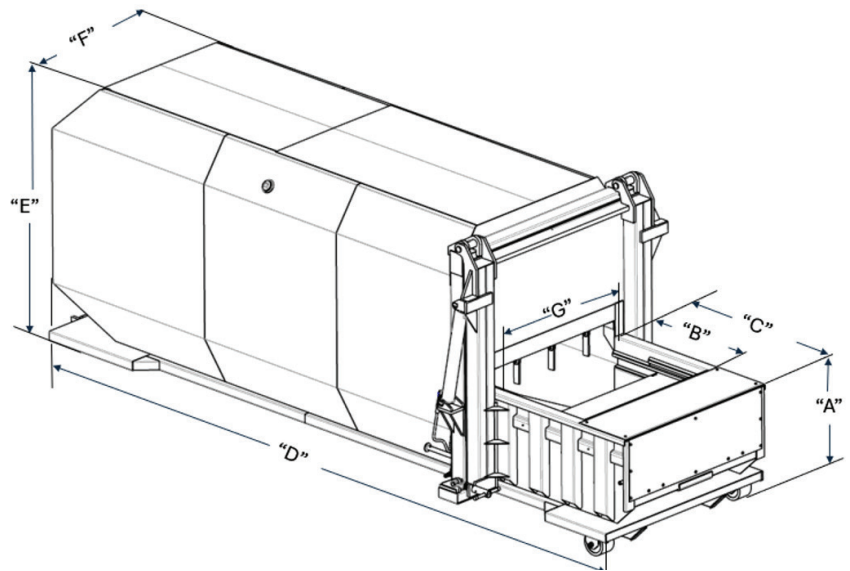
## RJ-250HT

### Dimensions & Specifications

Specifications		
Clear Top Opening (L x W)	41" x 58"	1041mm x 1473mm
Compactor Capacity (Mfg)	1.70 yd <sup>3</sup>	1.30 m <sup>3</sup>
Compactor Capacity (NWRA)	1.31 yd <sup>3</sup>	1.00 m <sup>3</sup>
Ram-Face Size (W x H)	60" x 24 1/2"	1524mm x 622mm
Performance Characteristics		
Cycle Time	33 seconds	
Total Normal Force	39,900 lbs.	177 kN
Total Maximum Force	49,500 lbs.	220 kN
Normal Ram-Face Pressure	27.1 psi	187 kPa
Maximum Ram-Face Pressure	33.7 psi	232 kPa
Ram Penetration	6"	152mm
Electrical Equipment		
Electric Motor 3/60/230-460	10 hp	7.5kW
Electric Control Voltage	120 VAC	
Standard Controls Include	3-Button Controls: Start/Stop/Reverse	
Hydraulic Equipment		
Hydraulic Pump	10 gpm	38 L/min
Normal Pressure	1,850 psi	128 bar
Maximum Pressure	2,300 psi	159 bar
Hydraulic Cylinder(s)	2	
Bore	4"	102mm
Rod	2 1/2"	64mm
Stroke	31 1/2"	800mm

RJ-250HT	A	B	C	D	E	F	G	Weight
15 Cu. Yd.	45"	41"	67"	196"	82"	100 1/8"	58"	8,695 lbs.
	1143mm	1041mm	1702mm	4978mm	2083mm	2543mm	1473mm	3943 kg
20 Cu. Yd.	45"	41"	67"	234"	82"	100 1/8"	58"	9,372 lbs.
	1143mm	1041mm	1702mm	5943mm	2083mm	2543mm	1473mm	4251 kg
25 Cu. Yd.	45"	41"	67"	248"	91 5/8"	100 1/8"	58"	9,880 lbs.
	1143mm	1041mm	1702mm	6300mm	2327mm	2543mm	1473mm	4482 kg
28 Cu. Yd.	45"	41"	67"	276"	91 5/8"	100 1/8"	58"	10,487 lbs.
	1143mm	1041mm	1702mm	7010mm	2327mm	2543mm	1473mm	4757 kg

\*Overall height with hydraulic tailgate raised: 198"  
 \*\*Hoist should be equipped with selector valve (1500 psi minimum) in order to control hydraulic tailgate.



Ground Roller Widths: 61 7/8" (1569mm) Inside Rollers  
 67 3/4" (1712mm) Roller Centers  
 72 7/8" (1851mm) Outside Rollers

Pictures and mechanical diagrams in this literature are illustrative only and may not be to scale. Specifications are subject to change without notice in order to accommodate improvements to the equipment. Certified in compliance with ANSI standard Z245.2, all applicable OSHA Regulations. Products must be used only by trained operators in accordance with the Operator Manual, as well as applicable regulations, laws, and ANSI standards.

#### We're Here To Help!

For detailed specifications, recommendations, or to request a site survey comparing various systems, contact the Marathon Customer Care team at: **800.633.8974**

#### Authorized Dealer:



Marathon Equipment Company | P.O. Box 1798 | Vernon, AL 35592-1798

Learn more about Marathon Equipment: **800.633.8974** | [www.marthonequipment.com](http://www.marthonequipment.com)



**[www.marathonequipment.com](http://www.marathonequipment.com)**

**Contact your Marathon® authorized dealer:**

