

## RJ-250SC

Self-Contained Compactor



RJ-250SC  
34 cu. yd. configuration pictured



### RJ-250SC Features

- ▼ *Great for waste with high liquid content*
- ▼ *Full door seal with P-Seal*
- ▼ *CYCON Life-Xtender Cyclic Control System*
- ▼ *Customizable for your application*

### The Worldwide Compaction Leader

Marathon® Equipment is known throughout the world as one of the leading manufacturers of quality on-site waste compaction products. The RamJet® brand has been the industry standard for quality and innovation for more than 50 years, and includes stationary and self-contained compactors, compaction containers, apartment, and high-rise compactors, pre-crushers, auger-style compactors, transfer systems, and a wide array of options for virtually any application.

The RamJet logo features the word "RAMJET" in a bold, black, sans-serif font. To the right of the text is a stylized blue graphic of a ram's head in profile, facing right, with a registered trademark symbol (®) to its upper right.

**Environmental  
Solutions Group®**

## RJ-250SC Compactor

### Overview

#### Perfect for:



Malls / Shopping Centers



Dairies



Restaurants



Cafeterias / Fast Food



Airline Food Service



Supermarkets



Food Processors



Theme Parks/Resorts



Hospitals/Institutions



Hotels

### Why Marathon Equipment Is the Preferred Choice

Marathon components are selected for longevity and minimum maintenance, with special attention given to the selection of high-duty cycle components. Stress engineering provides the optimum degree of structural integrity. Only the best materials are used, and the highest standards of quality are observed in the manufacturing process.

Our RamJet units are state-of-the-art in roll-off self-contained compactors, featuring large feed openings, and expanded container storage capacity. They are designed to optimize safety for workers, store and transport your waste, prevent contamination of public areas in accordance with public health department requirements, improve working conditions for your employees, and reduce disposal costs.

The RJ-250SC compactor can be customized with a variety of loading arrangements to suit your specific needs.

The RJ-250SC is perfect for weekly volumes of more than 100 cubic yards of wet or general waste materials. All models have a packer head permanently attached to the container.



*Some images shown  
with optional equipment*



# RJ-250SC Series Compactor

## Features



## RJ-250SC Features

- ▼ Exclusive 41" x 58" feed opening to handle large, bulky items
- ▼ Continuous feeding capability — even while the compactor is operating
- ▼ Adaptable to special loading systems such as large-capacity hoppers, security chutes, or total enclosures
- ▼ Odor and pest control from the Marathon Ozone Odor Control option
- ▼ Easy loading from either ground or dock level
- ▼ Up to 24 tons of crushing force to reduce refuse to a fraction of its former size, saving valuable space and reducing landfill trips
- ▼ Fire hose connection provided on each unit
- ▼ Factory testing to ensure leak-proof construction



### Perfect for Tipper System Applications

The RJ-250SC is the perfect choice for applications requiring a tipper system. These tipper can extend the benefits of compaction to all areas of your operation while keeping equipment investments to a minimum. Carts or containers can be located at individual waste generation sites within the operation, and then emptied into the compactor with the cart tipper option.

Some applications require a high degree of security and sanitation. The RJ-250SC provides both. Waste is safely stored out of reach of scavengers. Sanitary conditions are enhanced even further with the optional Marathon Ozone Odor-Control System, which destroys odor-producing bacteria by molecular reaction.



### Available with Bayne Thinline Cart Lifter

If equipped with an optional integral cart lifter, the RJ-250SC offers an economical and safety-conscious solution for a wide variety of waste material handling applications.

Bayne® Thinline® cart lifters work with standard two-bar roll-out carts and can lift up to 750 lbs. They feature a durable, powder-coated finish, which provides protection from the elements, and allows for easy cleaning.








# RJ-250SC Series Compactor

The perfect compactor for high-volume wet waste

- ▼ Large 41" x 58" Feed Opening
- ▼ Full Door Seal with P-Seal
- ▼ Bubble Gate with Auto Relatch and Double-Hinge Door
- ▼ Cycon Life-Xtender Cyclic Control

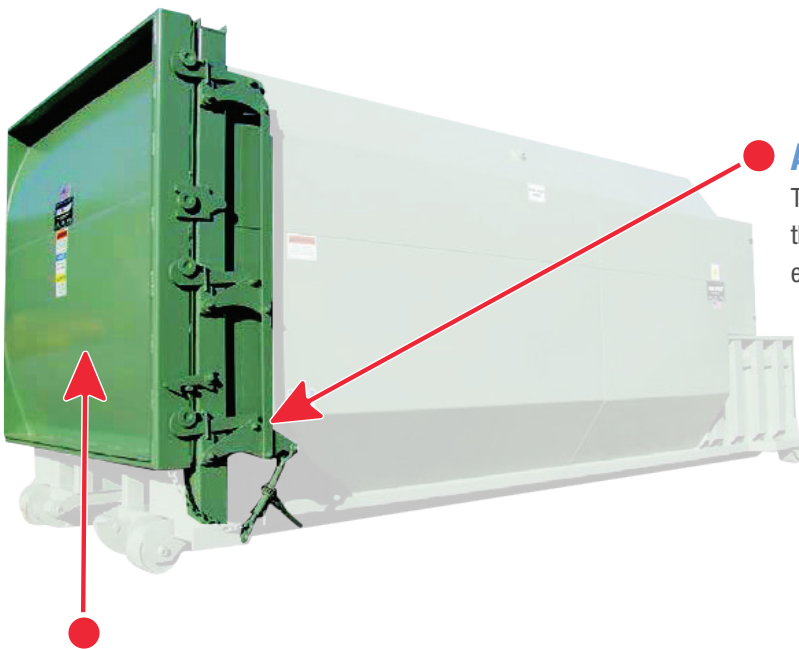


## P-Seal Watertight Closure

The P-shaped Door Seal is specially designed for portable compaction containers, providing a superior, watertight closure. The mounting is engineered for quick and easy installation when replacement is necessary, requiring no field fitting, cutting, or welding.

## Double-Hinge with Bronze Bushing

Every RJ-250SC is tested for water-tightness before leaving the factory. Liquid retention is ensured by the incredible Double-Hinge. It creates uniform seal compression while eliminating the seal "scrubbing" and damage often encountered with competitive designs. The Double-Hinge also saves expensive driver and truck time as only one easy-to-operate ratchet is required to make it work.



## Auto Relatch

The ultimate in latch systems, the Marathon "Auto Relatch" eliminates the need to hold the door while operating the latch ratchet. This design enables the operator to use both hands on the ratchet.



## Bubble Gate and Auto Relatch

The innovative "Bubble Gate" adds a full cubic yard to container capacity. Superior compaction ratios result from its special curved shape. These two unique benefits reduce costs of disposal.

## Ram Guide System

The packing ram is supported by specially formulated cast-iron shoes, which ride on replaceable wear strips. This exclusive design protects the charge-box floor from the full force of the packing ram, extending its life, and dramatically reducing compaction-robbing friction.



# SELF-CONTAINED COMPACTORS

## RJ-250SC Series Compactor

### Features



### Remote Power Pack

Separate from the compactor/container, the Marathon® Remote Power Pack remains free of damage caused while hauling to and from disposal sites, and stays free of problems caused by landfill dust. There are no electrical connections to make or break, and two simple-to-use, hydraulic quick disconnects couple the power unit to the packing head. All Marathon Remote Power Packs are built in-house to our quality standards, and each unit must pass a series of stringent tests before it can be shipped with the selected compactor.



### Optional Doghouse

The optional doghouse offers a totally enclosed charge box and a lockable heavy-duty door latch for added control and security, as well as an access interlock. The door can be placed on the left, right, or both sides for convenient loading.



### Optional Hopper

Hoppers can be designed to best direct waste into the compactor and reduce hazards. Marathon Side-Feed and Rear-Feed Hoppers meet ANSI and applicable OSHA standards.

The Three-Sided, Side-Feed Hopper is designed for loading material from ground level by hand, forklift, or with a cart dumper system. These can be configured for left- or right-side loading.



### Cycon Life-Xtender Cyclic Control System

#### *Standard on all RJ-250SC Compactors*

- ▼ Reliable PLC controls eliminates the need for limit switches
- ▼ The Cycon Life-Xtender no-shock cycle control extends cylinder and hose wear life
- ▼ Automatic “container full assurance system” — the ram dwells against the load at full pressure, resulting in better compaction
- ▼ Smoother running, quieter operation
- ▼ Advanced hydraulic design enables the system to operate at minimum pressure levels until the need for more pressure is automatically sensed
- ▼ More accurate Advanced Warning or Container Full options
- ▼ Dramatically improved cold-weather performance




For more information or to order, call 1-800-633-8974 or visit us at [www.marathonequipment.com](http://www.marathonequipment.com)

# SELF-CONTAINED COMPACTORS



## RJ-250SC Series Compactor

### Features



### StreamLine Option

The StreamLine® option enables excess liquid to be drained from the container, reducing net payload weight, and significantly reducing hauling costs. Liquid is routed to four interconnected 4" drain outlets, located at each corner of the StreamLine unit. Connection can be made to a hose, piping, or a pump.



### Qwik Clean Door

The Qwik Clean® door on the packer end makes cleaning out behind the ram-in-cylinder area a snap. The door has miniature hinges, a door seal, and a ratchet binder. Also, featured is the RamJet® rear-feed-doghouse door option.

### Compactor Fundamentals

*Eight simple items to consider when choosing the perfect compactor for your application:*

- 1 **Recyclables** — Is there sufficient volume of recyclable materials to warrant more than one compaction system or is recycling mandatory?
- 2 **Size of Waste** — Is the Feed (Clear Top) Opening large enough to accommodate the largest items without bridging?
- 3 **Safety Standards** — Does the installation comply with recommended ANSI standards? Is there an access interlock switch on chute or hopper doors and gates? Is a "momentary contact" control required?
- 4 **Power Source** — Is adequate power available? Three or single phase?
- 5 **Convenience** — Is the compactor located for easiest use? Loading height? Can a hopper, doghouse, (charge box enclosure) or cart dumping system improve convenience? Can value be added (building or employee security) by loading through the wall? Would an Ozone Odor Control System solve odor or pest control problems?
- 6 **Volume of Waste Generated** — Will the compactor be adequate to handle the volume generated during the peak load periods?
- 7 **Location** — Does, or can, the waste flow to one central point?
- 8 **Available Space** — Is there space for the Compaction System and maneuvering room for collection trucks? Is there adequate overhead clearance? Is there compatibility with the collection truck?
- ? **Have Questions?** If you have any questions or need assistance with your compaction needs, please call **1-800-633-8974** and speak to a specialist. We are here to help!







- Self-Contained Compactors
- TC Tanks
- Stationary Compactors
- Auger Compactors
- Containers & Carts
- VIP
- MPT
- Mini-Mac
- VB
- Cart Dumpers

# MARATHON WARRANTY

## The best coverage in the business

Marathon® Equipment is pleased to announce the release of our updated Warranty Coverage program. This warranty will take effect and be applicable on all products sold on or after June 1st, 2021. Note that this warranty plan is not retroactive to products sold prior to June 1st, 2021.

## 3 Yr. Structural, 2 Yr. Parts, 1 Yr. Labor Marathon Compaction Solutions Warranty

Our existing Signature Series Warranty, Compactor Warranty, and Auger Warranties have been combined into a new Compaction Solutions Warranty. The Compaction Solutions Warranty includes **3-years structural warranty, 2-years part warranty, and 1-year labor warranty.**

To learn more, visit: [www.marathonequipment.com/warranty](http://www.marathonequipment.com/warranty)



### 1 BACK-OF-STORE CONNECTED ASSET SOLUTIONS



### 1 Focus on the front of the store, we've got the back.

The ultimate solution for peace of mind, efficiency, and productivity.

### 2 Marathon provides a full suite of value-added needs.

New and Marathon® Certified Remanufactured compactors and balers, digital connectivity, and waste stream monitoring to minimize your waste-related expenses and maximize recycling revenue.

Digital connectivity enables asset monitoring, assists with predictive maintenance, and connection to hauler operations.

Partnership with Marathon supports your long-term sustainability objectives - and provides documentary evidence of your performance.

### 3 All the information you need at the tips of your fingers.

3rd Eye provides a complete dashboard view of the waste and recycling programs for your entire enterprise.

# SELF-CONTAINED COMPACTORS



## RJ-250SC & RJ-250SC Ultra

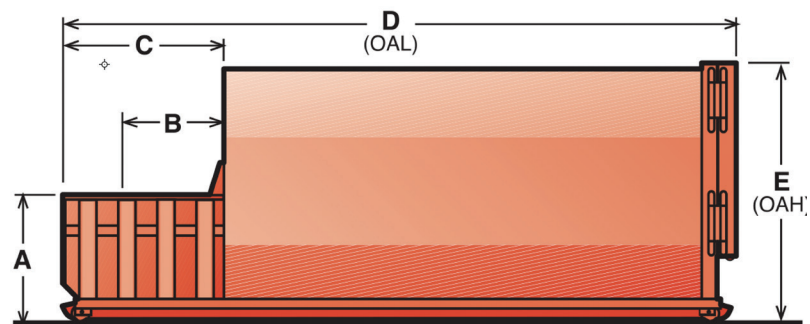
### Dimensions and Specifications

Specifications		
Clear-Top Opening (L x W)	41" x 58"	1041mm x 1473mm
Compactor Capacity	1.31 yd³	1.00 m³
Ram-Face Size (W x H)	60" x 24 1/2"	1524mm x 622mm
Performance Characteristics		
Cycle Time	33 seconds	
Total Normal Force	39,900 lbs.	177 kN
Total Maximum Force	49,500 lbs.	220 kN
Normal Ram-Face Pressure	27.1 psi	187 kPa
Maximum Ram-Face Pressure	33.7 psi	232 kPa
Ram Penetration	6"	152mm
Electrical Equipment		
Electric Motor 3/60/230-460	10 hp	7.5 kW
Electric Control Voltage	120 VAC	
Standard Controls Include	2-Push Button Station Start/Stop	
Hydraulic Equipment		
Hydraulic Pump	9 gpm	38 L/min
Normal Pressure	1,850 psi	128 bar
Maximum Pressure	2,300 psi	159 bar
Hydraulic Cylinders	2	
Bore	4"	102mm
Rod	2 1/2"	64mm
Stroke	31 1/2"	800mm

RJ-250SC Classic containers are constructed out of 7-gauge-steel plate.  
RJ-250SC Ultra containers are constructed out of 11-gauge-steel plate.

RJ-250SC	A	B	C	D	E	Classic Weight	Ultra Weight
15 Cu. Yd	48"	43 1/4"	67"	171"	89"	8,860 lbs.	8,360 lbs.
	1219mm	1099mm	1702mm	4343mm	2261mm	4019 kg	3792 kg
20 Cu. Yd	48"	43 1/4"	67"	208"	89"	9,520 lbs.	8,860 lbs.
	1219mm	1099mm	1702mm	5283mm	2261mm	4318 kg	4019 kg
25 Cu. Yd	48"	43 1/4"	67"	214"	104"	10,030 lbs.	9,720 lbs.
	1219mm	1099mm	1702mm	5436mm	2642mm	4550 kg	4205 kg
30 Cu. Yd	48"	43 1/4"	67"	245"	104"	10,620 lbs.	9,715 lbs.
	1219mm	1099mm	1702mm	6223mm	2642mm	4817 kg	4407 kg
34 Cu. Yd	48"	43 1/4"	67"	269"	104"	11,130 lbs.	10,100 lbs.
	1219mm	1099mm	1702mm	6833mm	2642mm	5049 kg	4582 kg
39 Cu. Yd	48"	43 1/4"	67"	299 1/2"	104"	11,790 lbs.	N/A
	1219mm	1099mm	1702mm	7607mm	2642mm	5348mm	N/A

Pictures and mechanical diagrams in this literature are illustrative only and may not be to scale. Specifications are subject to change without notice in order to accommodate improvements to the equipment. Certified in compliance with ANSI standard Z245.2 and all applicable OSHA Regulations. Products must be used only by trained operators in accordance with the operator manual, as well as applicable regulations, laws, and ANSI standards.



Dimension not shown: 100 1/4" (2543mm) Overall Width

Ground Roller Widths:

61 3/4" (1569mm) Inside Rollers  
67 3/4" (1712mm) Roller Centers  
72 3/4" (1851mm) Outside Rollers

### We're Here To Help!

For detailed specifications, recommendations, or to request a site survey comparing various systems, contact the Marathon Customer Care team at: **800.633.8974**

### Authorized Dealer:



Marathon Equipment Company | P.O. Box 1798 | Vernon, AL 35592-1798

Learn more about Marathon Equipment: **800.633.8974** | [www.marathonequipment.com](http://www.marathonequipment.com)

© 2025 Marathon Equipment Company. All rights reserved.





**[www.marathonequipment.com](http://www.marathonequipment.com)**

**Contact your Marathon® authorized dealer:**