

Untouchable VIP

Front load/ Rear load Vertical Compactor

The Marathon[®] Untouchable VIP[®] was developed from a growing need for superior compaction in a small footprint. Originally developed for the narrow alleyways of Chicago, it's perfect for areas with limited space where compaction is necessary.



Untouchable VIP FL



Untouchable VIP Features

- ▼ *Use for front- or rear-load applications*
- ▼ *Extra-low feed heights*
- ▼ *Rigid anchoring platform*
- ▼ *Triple-interlock safety system*
- ▼ *Reconfigurable Vert-I-Pack head*
- ▼ *Removable header for low-clearance installs*
- ▼ *Universal container for various feed location*



Untouchable VIP RL



Untouchable VIP (Vert-I-Pack) Compactor/Container

Perfect for:



Shopping malls



Supermarkets



Restaurants



Alleys



Hospitals



In-plant assembly areas

- ▼ The Untouchable VIP is a real space saver – with more than 13 tons of crushing force, it reduces the contents of many open containers into one Vert-I-Pack container. This saves your hauler time because there is only one container to pick up. With improved housekeeping, the Untouchable VIP keeps liquids off the ground, which helps control odor and rodents. It also prevents weekend overflow, which eliminates the need to schedule those expensive weekend pickups.
- ▼ The Untouchable VIP is designed with the user in mind and has no heavy or clumsy lids to open and close.
- ▼ The Untouchable VIP controls employee pilferage – optional security kit (rear feed units only) enables the unit to be fed from inside the building, eliminating the temptation of employees to put merchandise into a box, stash the box in the trash container, and return later to retrieve the merchandise.

Containers with Casters

- ▼ The Untouchable VIP container features heavy-duty casters, which allow it to be rolled to an area that is accessible by the waste collection vehicle.



Side-Mounted Power Unit

The side-mounted power unit offers easy access for maintenance on the motor and electrical components on the Untouchable VIP.



Integrated Driver Light

The Integrated Driver Light on the Untouchable VIP illuminates green to signal the driver that the container is okay to be removed and dumped, making operation quick and simple.

Untouchable VIP Triple Lock




Untouchable VIP FL

The mechanical door interlock prevents the door from being opened at all times except when the unit is in the proper feeding position. A second interlock prevents the unit from cycling (operating) when the door is in the open position. The third interlock prevents the unit from functioning when the container is not in the proper position.

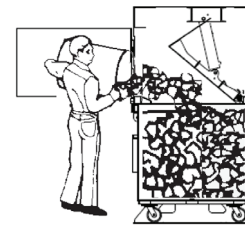
Simple User Operation

1



The operator inserts the key and turns it to the "UP" position. The ram moves from the midpoint position to the up position. The door can now be opened.

2



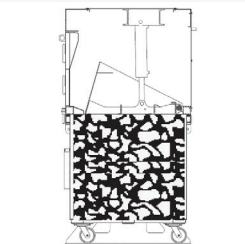
The large opening allows even a 30-gallon container to be emptied easily. The new waste material is dumped into the cavity left in the container by the previous ram position.

3



After feeding, the operator closes and latches the door and removes the key. The unit then cycles automatically when the door is closed. With more than 13 tons of crushing power, the Vert-I-Pack forces the ram 18 inches into the container.

4



After the ram reaches maximum penetration, it automatically reverses itself. The unit automatically shuts down when the ram reaches the mid-point position at the top of the container. The ram remains in this position until the next use, sealing off the top of the container and applying constant pressure to the refuse. This helps to increase compaction and reduce spring-back.

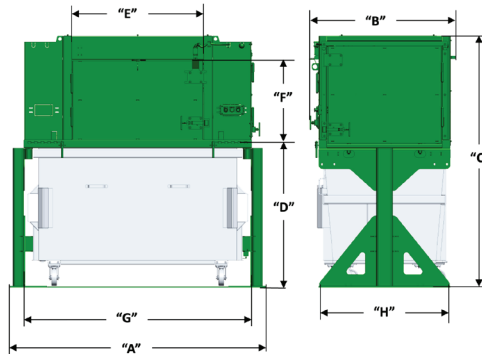


Untouchable VIP RL

Untouchable VIP Dimensions and Specifications

Specifications		
Container Capacity Untouchable VIP - Front load	Refer Dimension Table	Refer Dimension Table
Feed Opening (L x W)	28" x 48"	711mm x 1219mm
Ram-Face Size (W x H)	48" x 36"	1219mm x 914mm
Performance Characteristics		
Cycle Time	30 sec.	
Total Normal Force	26,400 lbs.	177 kN
Total Maximum Force	30,200 lbs.	134 kN
Normal Ram-Face Pressure	15.3 psi	105 kPa
Maximum Ram-Face Pressure	17.5 psi	121 kPa
Ram Penetration	18"	457mm
Electrical Equipment		
Electric Motor 3/60/230-460	3 hp	2.2 kW
Electric Control Voltage	120 VAC	
Standard Controls Include	3-Button Controls Start/Stop/Reverse	
Hydraulic Equipment		
Hydraulic Pump	3 gpm	11 L/min
Normal Pressure	2,100 psi	145 bar
Maximum Pressure	2,400 psi	166 bar
Hydraulic Cylinder(s)	1	
Bore	4"	102mm
Rod	2"	51mm
Stroke	16"	406mm

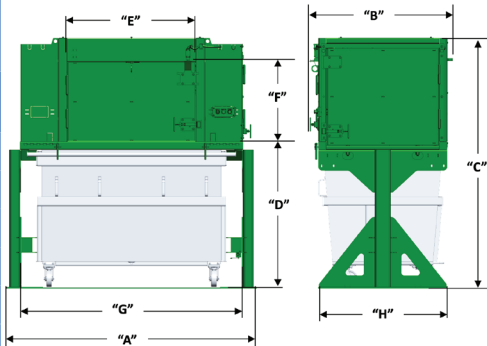
Dimensions Front Load



Untouchable VIP Front Load Dimensions

"A" Overall Width	93"	2362mm
"B" Overall Depth	53 1/4"	1353mm
"C" Overall Height	90"	2286mm
"D" Feed Height	52 5/8"	1337mm
"E" Feed Door Width	48"	1219mm
"F" Feed Door Height	28"	711mm
"G"	83"	2108mm
"H"	48"	1219mm
Complete Assembly Weight	3,516 lbs.	1595 kg
Container Capacity	2.74 yd ³	2.09 m ³

Dimensions Rear Load



Untouchable VIP Rear Load Dimensions

"A" Overall Width	93"	2362mm
"B" Overall Depth	53 1/4"	1353mm
"C" Overall Height	90"	2286mm
"D" Feed Height	52 5/8"	1337mm
"E" Feed Door Width	48"	1219mm
"F" Feed Door Height	28"	711mm
"G"	83"	2108mm
"H"	48"	1219mm
Complete Assembly Weight	3,500 lbs.	1588 kg
Container Capacity	2.32 yd ³	1.77 m ³

We're Here To Help!

For detailed specifications, recommendations, or to request a site survey comparing various systems, contact the Marathon Customer Care team at: **800.633.8974**

Authorized Dealer:



Marathon Equipment Company | P.O. Box 1798 | Vernon, AL 35592-1798

Learn more about Marathon Equipment: **800.633.8974** | www.marathonequipment.com