

## V.I.P. Vert-I-Pack

### Vertical Compactor/Container

The Marathon<sup>®</sup> V.I.P. Vert-I-Pack vertical compactors are ideal for applications where space for a compaction system is limited, or where roll-off collection service is not available. This unit is designed to handle dry or wet waste and is perfect for shopping plazas, restaurants, cafeterias, fast food locations, hospitals, nursing homes, schools, and much more.



Side-feed 6 cu. yd.  
configuration pictured

### Vert-I-Pack Features

- ▼ *Use for front, side, or rear-feed applications*
- ▼ *Adjustable to accommodate 4, 6, or 8 cubic-yard containers*
- ▼ *Low-Profile feed heights*
- ▼ *Rigid anchoring platform*
- ▼ *Triple interlock system*
- ▼ *Available from 3 to 8 cubic-yard capacities*



**Environmental  
Solutions Group<sup>®</sup>**

# WASTE COMPACTORS



## V.I.P. Vert-I-Pack Compactor

With 4, 6, or 8 Cubic-Yard Capacity Container

**Perfect for:**



Shopping Malls



Supermarkets



Fast Food Restaurants



Hospitals/Institutions

### Vert-I-Pack Benefits for the Hauler

- ▼ The V.I.P. Vert-I-Pack vertical compactor is designed to simplify compacted waste dumping, save driver time, and substantially reduce maintenance costs. A front-load operator can remove and empty the container in less than 90 seconds.
- ▼ Vert-I-Pack has a reversible feature that allows the unit to be easily converted to a front or rear feed configuration by moving the interchangeable bolt-on container stops. This enables one compactor to be used for a variety of applications.
- ▼ The Vert-I-Pack telescoping legs allow for up or down adjustment to accommodate 4, 6, or 8 cubic-yard containers. The process of vertical compaction eliminates all openings in the side of the container from which waste materials can leak or spill. The location of the ram above the refuse prevents trash and liquids from collecting behind the packer panel, which can foul the cylinder or create damage, especially in freezing weather. Integral container guides provide three inches of vertical tolerance, making re-entry fast and smooth.



6 C.Y. front-load, front-feed configuration shown



#### Side-Feed Configuration

Pictured above is an example of the Vert-I-Pack side-feed configuration installed at a supermarket equipped with an optional "thru-the-wall" security chute.

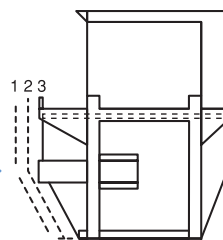


#### Integrated Driver Light

The Integrated Driver Light illuminates green to signal the driver that the container is okay to be removed and dumped, making operation quick and simple.

### VIP-LOCK

The Marathon VIP-LOCK® positive container lock-in device prevents container "walking." The container "rides over" the compactor unit as the truck moves the container into place. In the fully inserted position, the compaction force inside the container prevents it from moving out of place.



### VIP-LOCK

Sequence of operation



Stage 1



Stage 2



Stage 3



For more information or to order, call 1-800-633-8974 or visit us at [www.marathonequipment.com](http://www.marathonequipment.com)






## V.I.P. Vert-I-Pack Benefits for the Operator

- ▼ The Marathon line of low-profile V.I.P. Vert-I-Pack compactors range in size from three to eight cubic yards. They are available with feed heights as low as 45", and in front, rear, or side-feed configurations. The Vert-I-Pack keeps refuse inside the unit, unlike unsightly open containers which often attract scavengers and vermin. The Vert-I-Pack also prevents others from dumping refuse into your container since the Vert-I-Pack is key-operated and controlled. The Vert-I-Pack stores refuse in an ozone-rich atmosphere (with optional ozonation device), helps control odors, and manages insects and their larvae.
- ▼ The Vert-I-Pack is a real space saver. With more than 13 tons of crushing force, it reduces the contents of many non-compacting open containers into one Vert-I-Pack container. This saves time and money as the hauler has just one container to pick up. It also lengthens the time between pick-ups, which can eliminate weekend overflow and the need for expensive special pick-ups.
- ▼ The Vert-I-Pack is designed with the operator in mind. It has no heavy or clumsy lids to open and close, just a single easy-to-open door.
- ▼ The Vert-I-Pack controls employee pilferage. The optional security kit (rear-feed and side-feed units only) enables the unit to be fed from inside the building, eliminating the temptation of employees to place merchandise into a box, stash the box in the trash container, and return later to retrieve the merchandise. The locking feature also prevents illegal dumping by third parties into your container. With today's waste removal costs, it is important to safeguard valuable waste disposal capacity/resources.
- ▼ The Vert-I-Pack Triple Lock mechanical door interlock prevents the door from being opened at all times except when the unit is in the proper feeding position. A second interlock prevents the unit from cycling (operating) when the door is in the open position. The third interlock prevents the unit from functioning when the container is not in the proper position.


## Simple and Safe User Operation

1




The operator inserts the key and turns it to the "UP" position. The ram moves from the mid-point position to the up position. The door can now be opened.

2




The large opening allows even 30-gallon containers to be emptied easily.

3



After feeding, the operator closes and latches the door and removes the key. The unit then cycles automatically when the door is closed. With more than 13 tons of crushing power, the Vert-I-Pack forces the ram 18 inches into the container.

4



After the ram reaches maximum penetration, it automatically reverses itself. The unit automatically shuts down when the ram reaches the mid-point position at the top of the container. The ram remains in this position until the next use, sealing off the top of the container and applying constant pressure to the refuse. This helps to increase compaction and reduce spring-back.

## V.I.P. Vert-I-Pack

Vertical Compactor With 4, 6, or 8 Cubic-Yard Container

### Dimensions and Specifications

| Specifications              |  |                |
|-----------------------------|--|----------------|
| Container Capacity          | 0.52 yd³   | 0.40 m³        |
| Feed Opening (L x W)        | 23.5" x 45"                                      | 597mm x 1143mm |
| Ram-Face Size (W x H)       | 48" x 36"  | 1219mm x 914mm |
| Performance Characteristics |  |                |
| Cycle Time                  | 30 seconds                                       |                |
| Total Normal Force          | 26,400 lbs.                                      | 117 kN         |
| Total Maximum Force         | 30,200 lbs.                                      | 134 kN         |
| Ram-Face Pressure           | 15.3 psi   | 105 kPa        |
| Maximum Ram-Face Pressure   | 17.5 psi   | 121 kPa        |
| Ram Penetration             | 18"  | 457mm          |
| Electrical Equipment        |  |                |
| Electric Motor 3/60/230-460 | 3 hp   | 2.2 kW         |
| Electric Control Voltage    | 120 VAC  |                |
| Standard Controls Include   | 3-Button Controls:<br>Keylock Start/Stop/Reverse |                |
| Hydraulic Equipment         |  |                |
| Hydraulic Pump              | 3 gpm  | 11.4 L/min     |
| Normal Pressure             | 2,100 psi  | 145 bar        |
| Maximum Pressure            | 2,400 psi  | 166 bar        |
| Hydraulic Cylinder - Bore   | 4"   | 102mm          |
| Hydraulic Cylinder - Rod    | 2"   | 51mm           |
| Hydraulic Cylinder - Stroke | 16"  | 406mm          |

| Model                        | Size               | Feed Height | Complete Assembly Weight | Overall Height | Overall Length/Width | Overall Depth |
|------------------------------|--------------------|-------------|--------------------------|----------------|----------------------|---------------|
| Front-Load Collection Trucks |                    |             |                          |                |                      |               |
| Front Feed                   | 3 yd <sup>3</sup>  | 46 ¾"       | 3,464 lbs.               | 86 ½"          | 96"                  | 62 ¾"         |
|                              | 2.1 m <sup>3</sup> | 1187mm      | 1571 kg                  | 2197mm         | 2438mm               | 1588mm        |
| Front/Rear Feed              | 4 yd <sup>3</sup>  | 44 ⅞"       | 4,014 lbs.               | 85 ¼"          | 92 ⅝"                | 83 ¼"         |
|                              | 3.1 m <sup>3</sup> | 1140mm      | 1821 kg                  | 2165mm         | 2346mm               | 2115mm        |
| Front/Rear Feed              | 6 yd <sup>3</sup>  | 56 ½"       | 4,161 lbs.               | 96 ⅞"          | 92 ⅝"                | 83 ¼"         |
|                              | 4.6 m <sup>3</sup> | 1435mm      | 1887 kg                  | 2461mm         | 2346mm               | 2115mm        |
| Front/Rear Feed              | 8 yd <sup>3</sup>  | 74 ⅞"       | 4,351 lbs.               | 115"           | 92 ⅝"                | 83 ¼"         |
|                              | 6.1 m <sup>3</sup> | 1895mm      | 1974 kg                  | 2921mm         | 2346mm               | 2115mm        |
| Side Feed                    | 6 yd <sup>3</sup>  | 61 ¾"       | 4,055 lbs.               | 101 ¾"         | 96"                  | 76"           |
|                              | 4.6 m <sup>3</sup> | 1568mm      | 1839 kg                  | 2584mm         | 2438mm               | 1930mm        |
| Side Feed                    | 8 yd <sup>3</sup>  | 79 ¾"       | 4,290 lbs.               | 119 ¾"         | 96"                  | 76"           |
|                              | 6.1 m <sup>3</sup> | 2026mm      | 1946 kg                  | 3042mm         | 2438mm               | 1930mm        |
| Rear-Load Collection Trucks  |                    |             |                          |                |                      |               |
| Front Feed                   | 4 yd <sup>3</sup>  | 52"         | 3,827 lbs.               | 92 1/2"        | 96"                  | 78 ¾"         |
|                              | 3.1 m <sup>3</sup> | 1321mm      | 1,736 kg                 | 2350mm         | 2438mm               | 2000mm        |
| Rear Feed                    | 4 yd <sup>3</sup>  | 52"         | 3,626 lbs.               | 92"            | 96"                  | 90 ¾"         |
|                              | 3.1 m <sup>3</sup> | 1321mm      | 1,645 kg                 | 2350mm         | 2438mm               | 2299mm        |
| Rear Feed                    | 6 yd <sup>3</sup>  | 50 ½"       | 4,252 lbs.               | 91"            | 96"                  | 132"          |
|                              | 4.6 m <sup>3</sup> | 1283mm      | 1,929 kg                 | 2311mm         | 2438mm               | 3353mm        |

\* Reversible/adjustable feature not available on Side Feed models

Pictures and mechanical diagrams in this literature are illustrative only and may not be to scale. Specifications are subject to change without notice in order to accommodate improvements to the equipment. Certified in compliance with ANSI standard Z245.2, all applicable OSHA Regulations. Products must be used only by trained operators in accordance with the Operator Manual, as well as applicable regulations, laws, and ANSI standards.

#### We're Here To Help!

For detailed specifications, recommendations, or to request a site survey comparing various systems, contact the Marathon Customer Care team at: **800.633.8974**

#### Authorized Dealer:



Marathon Equipment Company | P.O. Box 1798 | Vernon, AL 35592-1798

Learn more about Marathon Equipment: **800.633.8974** | [www.marathonequipment.com](http://www.marathonequipment.com)

© 2025 Marathon Equipment Company. All rights reserved.